



FIFA 20



Emirates

CONTENTS

GETTING STARTED	2	FIFA ULTIMATE TEAM (FUT)	20
COMPLETE CONTROLS	3	KICK OFF	25
THIS YEAR IN FIFA	14	CAREER	26
STARTING THE GAME	15	SKILL GAMES	29
PLAYING THE GAME	16	ONLINE	29
VOLTA FOOTBALL	18	NEED HELP?	32





See important health and safety warnings in the system Settings menu.


GETTING STARTED

PLAYSTATION®4 system

Starting a game: Before use, carefully read the instructions supplied with the PlayStation®4 computer entertainment system. The documentation contains information on setting up and using your system as well as important safety information.

Touch the [power] button of the PlayStation®4 system to turn the system on. The power indicator blinks blue, and then turns white. Insert the *FIFA 20* disc with the label facing up into the disc slot. The game appears in the content area of the home screen. Select the software title in the PlayStation®4 system home screen, and then press the  button. Refer to this manual for information on using the software.

Quitting a game: Press and hold the  button, and then select [Close Application] on the screen that is displayed.

Returning to the home screen from a game: To return to the home screen without quitting a game, press the  button. To resume playing the game, select it from the content area.

Removing a disc: Touch the eject button after quitting the game.



Trophies: Earn, compare and share trophies that you earn by making specific in-game accomplishments. Trophies access requires a Sony Entertainment Network account.

COMPLETE CONTROLS

NOTE: The controls in this manual refer to the Classic configuration.

MOVEMENT

Move player	left stick
First touch / Knock-on	R2 button + right stick
Sprint	R2 button (hold)
Stop and face goal	left stick (release) + L1 button
Shield / Jockey	L2 button (hold)
Strafe dribble	L1 button + left stick
Strafe dribble (lock face angle)	L1 button + R1 button + left stick
Skill moves	right stick
Simple skill moves (VOLTA FOOTBALL only)	L2 button + R2 button + left stick
Simple flicks (VOLTA FOOTBALL only)	R3 button + left stick
Taunts (VOLTA FOOTBALL only)	left stick (release) + R2 button (hold)
Stop ball	left stick (release) + R2 button
Jostle (ball in air)	L2 button

ATTACKING (SIMPLE)

Ground pass / Header	⊗ button
Lob pass / Cross / Header	⊞ button
Through pass	⊕ button
Shoot / Volley / Header	⊙ button
Time your shot	⊙ button + ⊙ button (timed)
Chip shot	L1 button + ⊙ button
Finesse shot	R1 button + ⊙ button
Low shot / Downward header	L1 button + R1 button + ⊙ button
Fake shot	⊙ button, then ⊗ button + left stick
Fake pass	⊞ button, then ⊗ button + left stick
Threaded through pass	R1 button + ⊕ button

ATTACKING (ADVANCED)

Protect ball	L2 button
Lofted ground pass	X button + X button
Lofted ground through pass	△ button + △ button
Lobbed through pass	L1 button + △ button
Driven lobbed through pass	L1 button + R1 button + △ button
Driven lob pass / Cross	R1 button + □ button
High lob / Cross	L1 button + □ button
Low cross	□ button + □ button
Trigger run	L1 button
Call for support	R1 button
Cancel	L2 button + R2 button
Flair pass	L2 button + X button
Flair shot	L2 button + ○ button
Flair lob	L2 button + □ button
Driven ground pass	R1 button + X button
Let ball run	R1 button (hold) + left stick (away from ball)
Dummy a pass	left stick (release) + R1 button (hold)
Slow dribble	L2 button + R2 button + left stick
Flick up for volley	R3 button
Disguised first touch	R1 button (hold) + left stick (towards ball)
Set up touch	R1 button + right stick (hold in direction)
Pass and go	L1 button + X button

TACTICS

Display attacking tactics	↑ button
Get in the box	↑ button, ↑ button
Attacking full backs	↑ button, ← button
Hug sideline	↑ button, → button
Extra striker	↑ button, ↓ button
Display defending tactics	↓ button
Striker drop back	↓ button, ↑ button
Team press	↓ button, ← button
Overload ball side	↓ button, → button
Offside trap	↓ button, ↓ button
Change game plan	← button / → button
Change mentality (VOLTA FOOTBALL only)	← button / → button
Quick substitutes	R2 button

DEFENDING

Change player	L1 button
Change player (manual)	right stick
Push or pull (when chasing)	⊙ button
Pull and hold	⊙ button (hold)
Tackle	⊙ button
Hard tackle	⊙ button (hold)
Sliding tackle	▣ button
Clearance	⊙ button
Hard stand tackle (VOLTA FOOTBALL only)	▣ button
Quick get up (after slide tackle)	▣ button
Contain	⊗ button (hold)
Teammate contain	R1 button (hold)

DEFENDING (CONT.)

Jockey / Grab and hold	L2 button (hold)
Running jockey	L2 button (hold) + R2 button (hold)
Rush goalkeeper out	△ button
Goalkeeper cross intercept	△ button + △ button (hold)
Engage shielding opponent	L2 button + left stick (towards shielding dribbler)

GOALKEEPER

Drop kick	○ button / □ button
Throw / Pass	× button
Drop ball	△ button
Pick up ball	R1 button
Switch to Goalkeeper	touch pad button
Driven throw	R1 button + × button
Driven kick	R1 button + □ button
Move goalkeeper	R3 button (hold) + right stick
Cover far post	R3 button (hold)

FREE KICKS (SIMPLE)

Select kick taker	R2 button
Add additional kick taker	R1 button / L2 button
Aim	left stick
Move kick taker	right stick
Ground pass	× button
Lob pass / Cross	□ button
Curled shot	○ button or right stick ↓
Driven shot	L1 button + ○ button

FREE KICKS (SIMPLE) (CONT.)

Apply curl during run up	right stick
Timing shot	⊙ button + ⊙ button
Wall jump	△ button
Wall charge	⊗ button
Move wall	L2 button / R2 button
Move goalkeeper	⊖ button / ⊙ button

FREE KICKS (ADVANCED)

Call 2nd kick taker	L2 button
2nd kick taker curled shot	L2 button + ⊙ button
2nd kick taker layoff pass	L2 button + ⊗ button
2nd kick taker layoff chip	L2 button + ⊖ button
2nd kick taker run over ball	L2 button + ⊙ button, ⊗ button
Call 3rd kick taker	R1 button
3rd kick taker curled shot	R1 button + ⊙ button
3rd kick taker run over ball	R1 button + ⊙ button, ⊗ button
Call for short (when layoff is not possible)	R1 button

CORNERS AND THROW INS

Corner lob cross	⊖ button
Corners pass	⊗ button
Aim kick	left stick
Apply kick power	⊖ button
Call for short (corner)	R1 button
Move along line (throw in)	left stick
Short throw in	⊗ button

CORNERS AND THROW INS (CONT.)

Long throw in	⊗ button (hold) / ◻ button
Short throw in (manual)	△ button
Fake throw	◻ button + ⊗ button
Turn Aim indicator ON/OFF	↑ button
Display corner tactics	↓ button
Run far post	↓ button + ↑ button
Edge of box run	↓ button + ← button
Crowd the goalkeeper	↓ button + → button
Run near post	↓ button + ↓ button

PENALTIES

Shoot	⊙ button
Aim	left stick
Adjust position	right stick
Stutter / Slow jog	L2 button
Sprint	R2 button
Turn Aim indicator ON/OFF	↑ button
Select kick taker	R2 button
Finesse shot	R1 button + ⊙ button
Chip shot	L1 button + ⊙ button
Goalkeeper dive	right stick
Goalkeeper movement	left stick ← and →
Goalkeeper gestures	◻ button / △ button / ⊙ button / ⊗ button

BE A PRO: PLAYER (ATTACKING OFF THE BALL)

Call for pass	⊗ button
Call for or suggest through pass	△ button
Suggest shot	⊙ button
Call for driven ground pass	R1 button + ⊗ button
Call for threaded through pass	R1 button + △ button
Call for lobbed through pass	L1 button + △ button
Call for lobbed threaded through pass	L1 button + R1 button + △ button
Call for cross	⊖ button
Call for ground cross	R1 button + ⊖ button
Call for high cross	L1 button + ⊖ button

BE A PRO: GOALKEEPER (ATTACKING OFF THE BALL)

Call for or suggest pass	⊗ button
Suggest through ball	△ button
Suggest cross	⊖ button
Suggest shot	⊙ button
Toggle camera target	touch pad button

BE A PRO: GOALKEEPER (DEFENDING OWN BOX)

Dive	right stick
Auto positioning	L1 button (hold)
2nd defender contain	R1 button (hold)
Toggle camera target	touch pad button

SKILL MOVES

NOTE: Only the most skilled players can complete the more challenging moves.

1 STAR MOVES

Ball juggle (while standing)	L2 button + R1 button (tap)
Foot fake (while standing)	R1 button (hold)
Open up fake shot left	L1 button (hold) + □ button / ○ button + ⊗ button + left stick ↖
Open up fake shot right	L1 button (hold) + □ button / ○ button + ⊗ button + left stick ↗
Flick up for volley	R3 button

2 STAR MOVES

Body feint left	right stick ← (flick)
Body feint right	right stick → (flick)
Stepover left	right stick ↑, ↖, ←
Stepover right	right stick ↑, ↗, →
Reverse stepover left	right stick ←, ↖, ↑
Reverse stepover right	right stick →, ↗, ↑
Ball roll left	right stick ← (hold)
Ball roll right	right stick → (hold)
Drag back	R1 button + left stick ↓ (hold in direction to exit)

3 STAR MOVES

Heel flick	right stick ↑, ↓ (flick)
Roulette right	right stick ↓, ↘, ←, ↖, ↑, ↗, →
Roulette left	right stick ↓, ↘, →, ↗, ↑, ↖, ←
Fake left and go right	right stick ←, ↘, ↓, ↘, →
Fake right and go left	right stick →, ↘, ↓, ↘, ←

4 STAR MOVES

Ball hop (while standing)	L2 button (hold) + R3 button
Heel to heel flick	right stick ↑, ↓ (flick)
Simple rainbow	right stick ↓, ↑, ↑ (flick)
Feint left and exit right	right stick ←, ↗, ↓, ↘, →
Feint right and exit left	right stick →, ↘, ↓, ↗, ←
Spin left	right stick ↗, ↗ (flick)
Spin right	right stick ↘, ↘ (flick)
Stop and turn left (while running)	right stick ↑, ← (flick)
Stop and turn right (while running)	right stick ↑, → (flick)
Ball roll cut left	right stick → (hold), left stick ←
Ball roll cut right	right stick ← (hold), left stick →
Fake pass (while standing)	R2 button (hold) + □ button / ○ button + × button
Fake pass exit left (while standing)	R2 button (hold) + □ button / ○ button + × button + left stick ↖
Fake pass exit right (while standing)	R2 button (hold) + □ button / ○ button + × button + left stick ↗
Heel flick turn	R1 button (hold) + right stick ↑, ↓ (flick)
Heel chop left (while running)	L2 button (hold) + □ button / ○ button + × button + left stick ←
Heel chop right (while running)	L2 button (hold) + □ button / ○ button + × button + left stick →
Lane change left	L1 button (hold) + right stick ← (hold)
Lane change right	L1 button (hold) + right stick → (hold)
Three touch roulette left	L2 button (hold) + right stick ↓, ←
Three touch roulette right	L2 button (hold) + right stick ↓, →
Drag back spin left	right stick ↓, ← (flick)
Drag back spin right	right stick ↓, → (flick)

5 STAR MOVES

Advanced rainbow	right stick ↓ (flick), ↑ (hold), ↑ (flick)
Elastico	right stick →, ↘, ↓, ↙, ←
Reverse elastico	right stick ←, ↙, ↓, ↘, →
Quick ball rolls (while standing)	right stick ↓ (hold)
Hocus pocus	right stick ↓, ↙, ←, ↘, ↓, ↘, →
Triple elastico	right stick ↓, ↘, →, ↘, ↓, ↙, ←
Ball roll and flick left	right stick → (hold), ↑ (flick)
Ball roll and flick right	right stick ← (hold), ↑ (flick)
Sombrero flick (while standing)	right stick ↑, ↑, ↓ (flick)
Turn and spin left	right stick ↑, ← (flick)
Turn and spin right	right stick ↑, → (flick)
Ball roll fake left (while standing)	right stick ← (hold), → (flick) + left stick direction to exit
Ball roll fake right (while standing)	right stick → (hold), ← (flick) + left stick direction to exit
Rabona fake (while jogging)	L2 button + ○ button / ○ button + ⊗ button + left stick ↓
Elastico chop left	R1 button (hold) + right stick →, ↓, ←
Elastico chop right	R1 button (hold) + right stick ←, ↓, →
Spin flick left	R1 button (hold) + right stick ↑ (flick), ← (flick)
Spin flick right	R1 button (hold) + right stick ↑ (flick), → (flick)
Flick over	right stick ↑ (hold)
Tornado spin left	L1 button (hold) right stick ↑ (flick), ← (flick)
Tornado spin right	L1 button (hold) right stick ↑ (flick), → (flick)


5 STAR JUGGLING TRICKS

Laces flick up	L2 button + R1 button (hold)
Sombrero flick backwards	L2 button + R1 button + left stick ↓ (hold)
Sombrero flick left	L2 button + R1 button + left stick ← (hold)
Sombrero flick right	L2 button + R1 button + left stick → (hold)
Around the world	L2 button (hold) + right stick ↓, ↘, ←, ↖, ↑, ↗, →, ↙, ↓, ↘, →, ↗, ↑, ↖, ←, ↘
In air elastico	L2 button (hold) + right stick →, ← (flick)
Reverse in air elastico	L2 button (hold) + right stick ←, → (flick)
Flick up for volley	left stick ↑ (hold)
Chest flick	L2 button (hold) + L3 button (tap), R3 button (triple tap)
T. around the world	L2 button (hold) + right stick ↓, ↘, ←, ↖, ↑, ↗, → + right stick ↑ (flick)

THIS YEAR IN FIFA

This year, check out VOLTA FOOTBALL, our new home for street-level football. Play in small-sided, fast-paced matches on rooftops and underpasses around the world using your custom avatar. As you defeat teams, you can recruit their players to your own squad—in Challenge Matches, you'll recruit Legends of Street players!

In Season Objectives, our brand-new mode in FUT, every match matters for your short- and long-term goals of the year. These objectives have a wide range of gameplay challenges, including new objective time limits of one hour to one year. Objectives can be grouped together, which makes them more rewarding and unlocks new reward types.



An all-new feature in Pro Clubs allows players to set up practices matches against AI teams! Choose the AI's difficulty and their tactics (possession, long ball, high pressure, etc.) to give you the ideal practice scenario.

In Career Mode, you'll manage new Morale system, and make critical career decisions through interactive Press Conferences and Player Conversations. Plus, we've given our UI special designs specific to the league you choose to play!

Commentators Derek Rae and Lee Dixon now feature in the majority of modes. You can prioritise their commentary in the audio settings.

STARTING THE GAME

GET ONTO THE PITCH

Get ready to experience the true-to-life game of football in *FIFA 20*.

FIFA TRAINER FOR NEW PLAYERS

If you're new to *FIFA 20*, try the FIFA Trainer. Onscreen prompts will get you up to speed on the basics of passing, tackling, crossing and shooting.

If you wish to quit the Intro Match, press the **OPTIONS** button to access the game's Pause menu and then select **END MATCH**.

If you quit the Intro Match but are new to the game, you won't be presented with a suggested difficulty level. You will encounter this offer again after your first Kick Off match against Adaptive AI players.

If you complete the Intro Match as a new player or are a returning player with data from previous FIFA titles, the game will suggest a difficulty level that is right for you, and you'll be prompted to choose your favourite club before landing at the *FIFA 20* main menu.

CHOOSE YOUR CLUB, DIFFICULTY AND CONTROL SETTINGS

When you log in to the EA servers, you will select your favourite team, difficulty and control settings. Your favourite club's crest features beside your name in EA SPORTS™ Football Club, so all of your Friends playing *FIFA 20* will know which team you support.

CONNECT WITH EA SPORTS FOOTBALL CLUB

Stay connected to your favourite team in *FIFA 20*. If you choose to connect to your favourite club through EA SPORTS Football Club, you'll have access to club news and promotions.

EARN REWARDS FOR PAST FIFA EXPERIENCE

Your EA SPORTS Football Club level, XP and Football Club Credits (FCC) from previous versions of FIFA will carry over to *FIFA 20*. You'll also receive rewards for past progress in *FIFA 19* modes such as Ultimate Team, Career Mode and Online Seasons.

PLAYING THE GAME

MAIN MENU

- Home** Gain quick access to your most recently played game modes, as well as the latest FIFA news.
- Play** Dig into the many game modes available in *FIFA 20*, including VOLTA FOOTBALL, Career Mode, Tournaments and Ultimate Team.
- Online** Jump into online modes such as Seasons, Pro Clubs and Online Friendlies.
- Customise** Fine-tune your *FIFA 20* experience here. Adjust settings, review the controls, edit your teams and even customise your music playlist in the EA SPORTS™ & VOLTA Trax screens.

EA SPORTS FOOTBALL CLUB

Throughout the game, you can access EA SPORTS Football Club (EASFC) from the widget located in the upper right corner of the screen. The EASFC widget shows your current Football Club Level, XP and Football Club Credits (FCC). Use FCC to buy items from the EASFC catalog or send them as gifts to your Friends. EASFC requires a connection to EA servers.

Press the **R3** button to access EASFC.

GAME SCREEN

Match
clock

Score



Controlled
player

Radar

MATCH PREPARATIONS

Before you head out onto the pitch, you can customise your game settings in the Settings screen. Choose the half length of your matches, difficulty level, match conditions and the ball you use, among many other details. You can also toggle rules ON or OFF, such as injuries and offsides, to adjust how realistic you want your matches to be. There are even settings for player indicators and radar—such as different colour and size options—for those with visual impairments.

CAMERA TIPS

Don't neglect the camera settings in the Game Settings menu! Each type of match has a customisable camera option with nine cameras to choose from. This lets you view the pitch and experience each match from a perspective that works for you.

Team Management

This is where you set up your team so they're ready for their next match. Create your Squad, adjust formations, assign roles and manage tactics. You can even save several Team Sheets, allowing you to quickly select the appropriate setup to exploit your opponent's weakness, or rest your star players for future games. Work on your Game Plan ahead of kick off so you have a strategy against whatever your opponents throw at you.

SAVING AND LOADING

FIFA 20 uses an autosave feature that automatically saves your progress and most recent settings. Do not turn off your PlayStation®4 system while the autosave icon is displayed, or you will lose all unsaved information.

VOLTA FOOTBALL

EA SPORTS VOLTA FOOTBALL takes football back to the streets, representing the authentic culture, creativity and style of the small-sided game. Build your character, express your style, and play various forms of free-flowing football in environments all over the world.

VOLTA GAMEPLAY

Express your style with an entirely new gameplay system grounded in football realism. Inspired by the authentic small-sided form of football played in streets, cages and futsal courts around the world, VOLTA FOOTBALL offers new tools to immerse yourself in the flow of the street: simplified flicks and skill moves, new flair animations and even the option to use the wall as a teammate.



PLAYER

VOLTA FOOTBALL offers countless ways to personalize your player, from clothing, hairstyles and tattoos, to in-game celebratory emotes. Create your male or female player and showcase them across the various VOLTA FOOTBALL game modes—as you progress through VOLTA FOOTBALL, you'll unlock more customisation items.

LOCATIONS

VOLTA FOOTBALL brings the world's football playgrounds to life. From the underpasses in Amsterdam, to the neighbourhood cages of London, to the Tokyo rooftops, VOLTA FOOTBALL offers players a taste of the regional experience around the globe.

MATCH TYPES

Customisation is at the centre of VOLTA FOOTBALL. Play 3v3 Rush (No GKs), 4v4, 4v4 Rush, 5v5 or Professional Futsal, and further customise your game with different sized arenas and environments, with or without walls.

MODES

VOLTA KICK-OFF Take your favorite professional teams back to the streets. Play PSG vs. Olympique Lyonnais in Paris, the Madrid derby in the streets of Spain or Chelsea vs. Spurs in a London cage.

VOLTA TOUR Build up your VOLTA FOOTBALL team by playing through Single Player Matches against community-generated squads in different match formats and locations. After each victory, you can recruit a player from the opposing team to build your squad's skill and chemistry.

VOLTA STORY Take your player through a narrative-driven experience to face the international legends of street football. Earn rewards, customise your player and recruit for your squad, culminating in the VOLTA WORLD CHAMPIONSHIP tournament in Buenos Aires.

VOLTA LEAGUE

Play through promotion and relegation with VOLTA LEAGUE. This new player-versus-player format places your team against others online, where wins lead to promotions into a higher division.

FIFA ULTIMATE TEAM (FUT)

Build your dream squad in FIFA Ultimate Team, the most popular mode in FIFA. Throughout the season, FUT will connect fans to the world of football with content directly influenced by the sport's real-world performance.

SEASON OBJECTIVES

In Season Objectives, our brand-new mode, every match matters for your short- and long-term goals of the year. These objectives offer a wide range of gameplay challenges, including new objective time limits of one hour to one year. Objectives can be grouped together, which makes them more rewarding and unlocks new reward types.

New Objective types include:

- Season Objectives** Season Objectives are grouped objectives that refresh every month. You earn XP by completing the challenges, which furthers your progression through the Season tiers and gives you better rewards.
- Milestone Objectives** Milestone Objectives are long-term objectives that reward Milestone moments in your FUT Club history.
- Foundation Objectives** Foundation Objectives help new players start their FUT journey with objectives centered around building and establishing a new FUT Club.



ICONS

Create your perfect squad of past and present superstars with FUT Icons. Every Icon has three distinct Eras that reflect the different phases of their careers, as well as a Special Icon Moment that references one of their standout performances. There are 89 Icons, including legendary players like Zinedine Zidane, Kaká, Didier Drogba and Andrea Pirlo.

FUT FRIENDLIES

FUT Friendlies is the home of House Rules, connecting players to their Friends and the FUT community with new and returning rulesets. Experiment with your team without having to manage injuries or contracts, and without fear of impacting your Win/Loss Ratio!

Social play is at the heart FUT Friendlies' competitive and cooperative modes:

- | | |
|----------------------|--|
| Couch Play | Compete in teams of four with your friends or AI in Standard or House Rules. The opposing team can be one of your friends' squads, the FUT Team of the Week or a community team. |
| Play Online | Take on a random member of the FUT community in an Online Single Match with Standard or House Rules. |
| Play a Friend | Take on a Friend and their Ultimate Team in Standard or House Rules. |

Players can maintain their ultimate bragging rights with our in-depth head-to-head stat tracking system.

SQUAD MANAGEMENT

Customise your Club on and off the pitch. In FIFA Ultimate Team, you are in total control of your team, from formations and tactics setups to handpicking your next star, all while balancing your team's Chemistry.

Your decisions aren't just limited to the Pitch—personalize your team with Club Customisation options. This year, we've added new Kits, Club Crests, Stadium Dressings, Banners, TIFOs, and celebrations to make your FUT Club truly yours.



SQUAD BATTLES

In Squad Battles, play for a spot on the weekly leaderboard. You will encounter new lists of opponents throughout the day, created by real players around the world.

This year, we've made improvements to Squad Battles with a focus on helping players climb the Leaderboards on their own terms. By removing the daily cap, players now have greater flexibility on when they compete in weekly matches.

FUT Team of the Week will now be available as a Featured Squad Battle. And with Featured Squad Battles Rematch, players can replay that week's Squad Battle to improve their previous score and climb the Leaderboards.

At the end of the competition, you will be awarded prizes based on your final rank—the higher the rank, the better the rewards! If you're looking to boost your rank, Featured Squads can help. These Squads have been made by popular FUT community members or other players and clubs. After beating a Featured Squad you'll be awarded with a set amount of points, no matter what difficulty you choose.

SQUAD BUILDING CHALLENGES

In Squad Building Challenges, you'll test your Squad building abilities by creating Squads that match specific requirements. Once met, you can exchange your Squad for exciting rewards. You can play Squad Building Challenges on your console, or take it with you on the Mobile Companion App!

DIVISION RIVALS

Compete against online opponents to climb the ranks and win exclusive prizes in this brand-new competitive mode. First, you'll compete in placement matches to earn your division spot. After that, you can go up against players in your division and earn points for each win. Weekly rewards are based on your division and total points, so compete often! Play well to climb the division ladder and qualify for the Weekend League.



FUT CHAMPIONS

FUT Champions brings you the highest level of head-to-head competition in FIFA Ultimate Team. Earn your competitive ranking, win rewards and reach for glory in FUT Champions!

DRAFT MODE

Draft Mode is an alternative way to play FIFA Ultimate Team, where you can compete with football players you don't own. You'll draft a random selection of players available in FUT, including In Forms! Fill in each position to build your Squad, and then compete in a four-round, single-player or online multiplayer knockout competition. The higher you finish in the competition, the better your rewards.

CHEMISTRY

Chemistry is essential for a successful Ultimate Team. An all-star team will shine on the pitch, but you'll need to balance your team's Chemistry to truly maximize their performance.

Your team's Chemistry Rating appears in the upper right corner of your Active Squad menu. Chemistry improves when players are in their preferred positions, and when players' Nationality, League, and Club Chemistry match: green lines indicate strong Chemistry links between players. A good manager with high Loyalty will also improve your Chemistry. Swap around your players or add new ones to your Club to find the ideal balance for your team!

Chemistry Styles

Every player has a Chemistry Style. By combining complementary Chemistry Styles, you'll improve your team's overall tactics. Arrows appear beside potentially affected attributes with specific Chemistry Styles, with green indicating an improved attribute. Styles that improve a player's attributes remain until a new Style is applied. Chemistry Styles can be found in Packs and the Transfer Market.



CONTRACTS

Before a player can excel on the pitch, they'll need Contracts to play matches. When viewing your Active Squad, highlight a player, open the Actions menu, and select "Apply Consumable" to give them a Contract. This menu also shows their status info and the remaining Contracts for each Player. Suggested Consumables will indicate when you need to apply a Contract to a player.

Players found in Packs start with seven Contracts; players in Starter Packs come with special, long-term Contracts (45 matches). One match uses up one of a player's Contracts, but if a player in your substitutes or reserves doesn't head onto the pitch at all, they won't use up a Contract.

FITNESS

When you first find a player in a Pack, they will have full Fitness. As you play matches, your players will tire and their Fitness levels will drop. Players with low Fitness won't perform at their full potential and have a higher risk of injury.

To improve their Fitness level, highlight a player in the Active Squad menu, open the Actions menu, and select "Apply Consumable" to provide a Fitness item; from here, you can see the Fitness level of each player. The Suggested Consumables feature will notify you when you need to apply a Fitness improvement item.

Another way to recover a player's Fitness level is to place them in the substitutes or reserves section of your Squad. Players not used in a match will recover some of their Fitness.

TRANSFER MARKET

The Transfer Market is the hub for purchasing, listing and selling items, as well as finding new players to increase your Squad's overall Chemistry Rating. Filter players by Name, Nationality, League, Club, Quality, Position, Chemistry Style or Pricing to easily find the ideal footballer to complement your Active Squad.

KICK OFF

Select KICK OFF from the Play screen to jump straight onto the pitch and take on any club or national team in the game. Match Day will automatically update teams with their latest formation and starting lineup, as well as adjust the ratings of Players to represent their recent performances. Match Day requires a connection to EA servers. Kick Off has the following match types:

Mystery Ball	Each mystery ball carries a unique goal value that may increase as the match is played.
King of the Hill	Battle for possession inside a randomly spawning box to increase your goal bonus.
Survival	When you score, you lose a random player (to a maximum of 4).
Long Range	Goals scored outside the box are worth double.
Headers & Volleys	Only goals from headers, volleys and direct from set pieces count.
First To...	Play a first to 1-5 goal/s match, where any mistakes are costly.
No Rules	No fouls and no offsides!
Best of Series	Set up a best of 3 or 5 series to determine the real couch champion!
Cup Final	Jump straight into one of many cup finals. No one will know you skipped a few rounds!

No matter how you play, with our stat tracking feature you'll be able to compete long into the night to see who is the best at *FIFA 20*!

CAREER

Career is an immersive experience that offers you the chance to play through a lifelong football career. Career is split into two different areas—Manager and Player.

NEW TO CAREER

This year, Career will provide its most visual experience yet. There'll be new scenes for Press Conferences pre- and post-match, more settings for transfers and, last but not least, unique menu visuals when playing with teams from LaLiga, Premier League, Bundesliga, Ligue 1 Conforama or MLS.

Fueling the newly added Press Conferences and Player Conversations is the new and improved Morale System, which adds more complexity to the dynamics of your club. Keeping the morale of your players high will also improve their performance, while a team with low morale will perform at a lower level.

MANAGER CAREER

In *FIFA 20*, your managerial career will be more immersive than ever. With our new Morale System, you'll navigate Press Conferences and Player Conversations to strengthen your team and your reputation.

Take control of the financial side of your favourite club. Scout for high potential Players, keep Players and the Board happy, manage the budget and make key Player and Squad decisions as you take your club to the top. If you do well, you will also get the chance to manage a national team and compete in international competitions, such as the FIFA World Cup™.

As the newly-appointed Manager, you can choose to participate in immersive, real-time transfer and contract negotiations with other club representatives and agents. Alternatively, you can choose to delegate any negotiations from the new Transfers Hub, with your directive, if you wish to not be present in the talks.

Transfers in *FIFA 20* also feature bonuses and clauses, such as Sell-on Fees, Release Clauses and more.



Here are a few things you can expect to be in charge of as a Manager:

Press Conferences (New)

A brand new feature for *FIFA 20*, the Pre- and Post-Match Press Conferences are an immersive and interactive way to shape the future of your club. Dynamically generated talking points ensure that all dialogues are relevant, and cater towards each player's journey.

Player Conversations (New)

Player Conversations are the main point of contact between the manager and the players. These conversations cover a wide array of topics in which the manager will have to navigate the relationships and expectations of the players, the club board and themselves.

Manager Customisation (New)

In *FIFA 20*, players can individually express themselves by using in-depth customisation tools to create their manager's avatars. For the first time, players can choose their gender, and can change their avatar's look and outfits at any point in their Career.

League-Based Customisation (New)

This year, you can enjoy authentic league branding with specifically tailored UI for the Premier League, LaLiga, Ligue 1 Conforama, Bundesliga and the MLS.

Total Club Management

As the newly appointed Manager, you will be responsible for more than just your team's success on the pitch—you'll also be expected to work with the Board on multiple aspects of running a football club. You will be given short- and long-term goals across a variety of categories, including financial objectives, expanding the brand of your club and even growing the youth development program. The importance of each category will vary from club to club, so make sure you pay special attention to what is most critical to club success in the eyes of the Board.



Player Training

Train players to ensure they're prepared for game day. Various drills cover all categories your players need to be successful on the pitch. Monitor your team's trainable Attributes, Current Growth and Potential Growth.

Global Transfer Network

Send scouts to different countries to scout the leagues, and set Scouting Instructions to find players who fit your criteria. Once you've found possible recruits, assign a scout to watch them and make the best decision for your team.

Team Sheets

You can create multiple match day Squads to fit any scenario you encounter out on the pitch. You can create a Squad for your league, domestic cup or continental cup. Just visit the Squad panel and rename your Squads to suit their styles and help you remember when to put them to use!

PLAYER CAREER

Create a Player, or take control of a single professional footballer as you play in leagues, cups and continental competitions to improve your skills and ultimately represent your national team. You'll receive in-game emails from your team's Manager and Board about their expectations, and you can even train your Player with practice drills to expedite their growth. You may also choose to retire and continue your career as a Manager.



SKILL GAMES

Improve your football skills by completing challenges that test specific maneuvers, such as chip shots, free kicks and dribbling. As you master these abilities, you unlock Skill Challenges to become Legendary at each proficiency. Compare yourself to Friends and others on the leaderboards for extra motivation as you progress through the levels.

FIFA 20 uses gameplay analysis to provide personalised Skill Game recommendations! This feature identifies areas of improvement in your games, and then recommends a related Skill Game for you to fine-tune your abilities. The recommended Skill Games are provided before offline matches and within EATV. A connection to EA servers is required to receive recommended Skill Games.

PRACTICE ARENA

From the Play screen, select PRACTICE ARENA (under Skill Games) to perfect your dribbling and shooting skills against the goalkeeper, or practice set pieces by pressing the ↓, ←, ↑ or → button while on the practice pitch. You can even choose whom to play with via the Play screen.

ONLINE

SEASONS

Seasons offers ranked online matches and the most competitive gameplay. As you play through 10 games per season, try to earn enough points to avoid relegation and gain promotion to the next division—or even win the division title. It won't be easy! Higher divisions mean tougher competition and promotion thresholds, so get ready for a true football challenge.

CO-OP SEASONS

In Co-Op Seasons, team up with a friend to take down other teams in online 2v2. You can have separate seasons on the go for each of your friends.

Relegated this season? Now you have a friend to blame it on!

PRO CLUBS

Join or create a Pro Club to play alongside Friends and other *FIFA 20* players in online gameplay.


Compete in 10 games per season with your Club and try to gain promotion through the league divisions. Create and grow your online Pro by competing in Club or Drop-In matches. Teamwork is key if you're going to score goals, win matches and create the best Pro Player possible.

Drop-In matches are a great start to grow your Player. When you're ready, look for a Club on the Recommended Club screen that lists the people who follow you and which Club they belong to. You can also create your own Club and invite people you follow to join. As the Manager of a Club, you can access the Transfers screen to review Club invites. As your Pro grows, review your stats and progress under My Pro.

House Rules Cups

This year, *FIFA 20* is adding House Rules Cups to Pro Clubs. Play games with these special rule sets to add a spin to your games!

No Rules	No offsides, no fouls and no bookings.
Survival	When a team scores a goal, one of their players is randomly ejected from the match. All players will be ejected first. Goalkeepers cannot be ejected. Each team can earn up to two red cards before the match is forfeited.
Long Range	Goals scored inside the box count for 1 point—goals scored outside the box count for 2 points.

- 
- Headers & Volleys** Only goals made from headers or volleys count for points (free kicks and penalties also count).
- King of the Hill** Maintain possession inside a randomly spawning box to increase your goal bonus. Your goal value decreases when you're outside the box. Nets start out locked, so goals will only count when you've achieved one goal bonus.
- Mystery Ball** When the ball goes out of play, it may return as one of five "Mystery Balls," giving its carrier a powerful boost in one category: Shooting, Passing, Dribbling, Speed or All. Mystery Balls also carry a goal value that increases throughout the match.

ONLINE FRIENDLIES

Invite a Friend to play a match online, and track your rivalry through five-game seasons to prove who has the most skills on the pitch—earn the most points over the five games to hoist the trophy. Keep the competition going with a new season as you try to defend your title, or take it away from your Friends!



| NEED HELP?

The EA Worldwide Customer Experience team is here to ensure you get the most out of your game—anytime, anywhere.

- **Online Support & Contact Info** For FAQs, help articles, and to contact us, please visit help.ea.com.
- **Twitter & Facebook Support** Need a quick tip? Reach out on Twitter to [@EAHelp](https://twitter.com/EAHelp) or post on facebook.com/EAHelpHub/.