



FIFA 19



CONTENTS

GETTING STARTED	2	THE NEW KICK OFF	23
COMPLETE CONTROLS	3	CAREER	24
THIS YEAR IN FIFA	15	SKILL GAMES	25
STARTING THE GAME	16	PRACTICE ARENA	25
PLAYING THE GAME	17	ONLINE	26
THE JOURNEY	19	NEED HELP?	27
FIFA ULTIMATE TEAM (FUT)	20		




See important health and safety warnings in the system Settings menu.


GETTING STARTED

PLAYSTATION®4 system

Starting a game: Before use, carefully read the instructions supplied with the PlayStation®4 computer entertainment system. The documentation contains information on setting up and using your system as well as important safety information.

Touch the [power] button of the PlayStation®4 system to turn the system on. The power indicator blinks blue, and then turns white. Insert the *FIFA 19* disc with the label facing up into the disc slot. The game appears in the content area of the home screen. Select the software title in the PlayStation®4 system home screen, and then press the  button. Refer to this manual for information on using the software.

Quitting a game: Press and hold the  button, and then select [Close Application] on the screen that is displayed.

Returning to the home screen from a game: To return to the home screen without quitting a game, press the  button. To resume playing the game, select it from the content area.

Removing a disc: Touch the eject button after quitting the game.



Trophies: Earn, compare and share trophies that you earn by making specific in-game accomplishments. Trophies access requires a Sony Entertainment Network account.

COMPLETE CONTROLS

NOTE: The controls in this manual refer to the Classic configuration.

MOVEMENT

Move player	left stick
First touch / Knock-on	R2 button + right stick
Sprint	R2 button (hold)
Stop and face goal	left stick (release) + L1 button
Shield / Jockey	L2 button (hold)
Face up dribbling	L2 button + R2 button
Skill moves	right stick
Stop ball	left stick (release) + R2 button
Jostle (ball in air)	L2 button

ATTACKING (SIMPLE)

Ground pass / Header	⊗ button
Lob pass / Cross / Header	⊞ button
Through pass	⬆ button
Shoot / Volley / Header	⊙ button
Timed finishing	⊙ button + ⊙ button (timed)
No touch feint	R1 button + left stick
Chip shot	L1 button + ⊙ button
Finesse shot	R1 button + ⊙ button
Low shot / Downward header	L1 button + R1 button + ⊙ button
Fake shot	⊙ button, ⊗ button
Fake pass	⊞ button, ⊗ button

ATTACKING (ADVANCED)

Protect ball	L2 button
Lobbed through pass	L1 button + △ button
Driven lob pass / Cross	R1 button + ◻ button
High lob / Cross	L1 button + ◻ button
Low cross	◻ button + ◻ button
Trigger run	L1 button
Call for support	R1 button
Dummy a pass	R1 button (press and hold)
Cancel	L2 button + R2 button
Flair pass	L2 button + × button
Flair shot	L2 button + ○ button
Driven ground pass	R1 button + × button
Threaded through pass	R1 button + △ button
Let ball run	R1 button (hold) + left stick (away from ball)
Disguised first touch	R1 button (hold) + left stick (towards ball)
Slow dribble	L1 button + left stick
Manual ground pass	R1 button + L1 button + × button

TACTICS

Display attacking tactics	↑ button
Get in the box	↑ button, ↑ button
Attacking full backs	↑ button, ← button
Hug sideline	↑ button, → button
Extra striker	↑ button, ↓ button
Display defending tactics	↓ button
Striker drop back	↓ button, ↑ button
Team press	↓ button, ← button
Overload ball side	↓ button, → button
Offside trap	↓ button, ↓ button
Change game plan	← button / → button
Quick substitutes	R2 button

DEFENDING

Change player	L1 button
Change player (manual)	right stick
Push or pull (when chasing)	⊙ button
Pull and hold	⊙ button (hold)
Tackle	⊙ button
Hard tackle	⊙ button (hold)
Clearance	⊙ button
Sliding tackle	Ⓜ button
Quick get up (after slide tackle)	Ⓜ button
Contain	⊗ button (hold)
Teammate contain	R1 button (hold)
Jockey / Grab and hold	L2 button (hold)
Running jockey	L2 button (hold) + R2 button (hold)
Rush goalkeeper out	△ button

GOALKEEPER

Drop kick	⊙ button / Ⓜ button
Throw / Pass	⊗ button
Drop ball	△ button
Pick up ball	R1 button
Switch to Goalkeeper	touch pad button
Driven throw	R1 button + ⊗ button
Driven kick	R1 button + Ⓜ button
Move goalkeeper	R3 button (hold) + right stick
Cover far post	R3 button (hold)

SET PIECES – FREE KICKS

Select kick taker	R2 button
Add additional kick taker	R1 button / L2 button
Aim / Move camera	left stick
Move kick taker	right stick
Ground pass	X button
Lob pass / Cross	□ button
Curled shot	○ button
Driven shot	L1 button + ○ button
Apply curl during run up	left stick
Wall jump	△ button
Wall charge	X button
Move wall	L2 button / R2 button
Wall creep	R1 button
Move goalkeeper	□ button / ○ button

SET PIECES – FREE KICKS (ADVANCED)

Call 2nd kick taker	L2 button
2nd kick taker curled shot	L2 button + ○ button
2nd kick taker layoff pass	L2 button + X button
2nd kick taker layoff chip	L2 button + □ button
2nd kick taker run over ball	L2 button + ○ button, X button
Call 3rd kick taker	R1 button
3rd kick taker curled shot	R1 button + ○ button
3rd kick taker run over ball	R1 button + ○ button, X button
Call for short (when layoff is not possible)	R1 button

SET PIECES – CORNERS AND THROW INS

Corner lob cross	Ⓚ button
Corners pass	ⓧ button
Aim kick	left stick
Apply kick power	Ⓚ button
Call for short (corner)	R1 button
Move along line (throw in)	left stick
Short throw in	ⓧ button
Long throw in	ⓧ button (hold) / Ⓚ button
Short throw in (manual)	Ⓛ button
Switch to receiver	right stick
Move receiver	left stick
Fake throw	Ⓚ button + ⓧ button
Turn Aim indicator ON/OFF	↑ button
Display corner tactics	↓ button
Run far post	↓ button + ↑ button
Edge of box run	↓ button + ← button
Crowd the goalkeeper	↓ button + → button
Run near post	↓ button + ↓ button

SET PIECES - PENALTIES

Shoot	○ button
Aim	left stick
Adjust position	right stick
Stutter / Slow jog	L2 button
Sprint	R2 button
Turn Aim indicator ON/OFF	↑ button
Select kick taker	R2 button
Finesse shot	R1 button + ○ button
Chip shot	L1 button + ○ button
Goalkeeper dive	right stick
Goalkeeper movement	left stick (left and right)
Goalkeeper gestures	□ button / ▲ button / ○ button / × button

BE A PRO: PLAYER (ATTACKING OFF THE BALL)

Call for pass	⊗ button
Call for hard ground pass	R1 button + ⊗ button
Call for through pass	△ button
Call for threaded through pass	R1 button + △ button
Call for lobbed through pass	L1 button + △ button
Call for far lobbed through pass	L1 button + R1 button + △ button
Call for cross	⊞ button
Call for ground cross	R1 button + ⊞ button
Call for high cross	L1 button + ⊞ button
Suggest shot	⊙ button

BE A PRO: GOALKEEPER (ATTACKING OFF THE BALL)

Call for or suggest pass	⊗ button
Suggest through ball	△ button
Suggest cross	⊞ button
Suggest shot	⊙ button
Toggle camera target	touch pad button

BE A PRO: GOALKEEPER (DEFENDING OWN BOX)

Dive	right stick
Auto positioning	L1 button (hold)
2nd defender contain	R1 button (hold)
Toggle camera target	touch pad button

SKILL MOVES

NOTE: Only the most skilled players can complete the more challenging moves.

1 STAR MOVES

Ball juggle (while standing)	L2 button + R1 button (tap)
Foot fake (while standing)	R1 button (hold)
Open up fake shot left	L1 button (hold) + □ button / ○ button + × button + left stick ↖
Open up fake shot right	L1 button (hold) + □ button / ○ button + × button + left stick ↗
Flick up for volley	R3 button

2 STAR MOVES

Body feint right	right stick ← (flick)
Body feint left	right stick → (flick)
Stepover left	right stick ↑, ↘, ←
Stepover right	right stick ↑, ↗, →
Reverse stepover left	right stick ←, ↘, ↑
Reverse stepover right	right stick →, ↗, ↑
Ball roll left	right stick ← (hold)
Ball roll right	right stick → (hold)
Drag back	R1 button + left stick ↓ (hold in direction to exit)

3 STAR MOVES

Heel flick	right stick ↑, ↓ (flick)
Roulette left	right stick ↓, ↙, ←, ↘, ↑, ↗, →
Roulette right	right stick ↓, ↘, →, ↗, ↑, ↖, ←
Fake left and go right	right stick ←, ↙, ↓, ↘, →
Fake right and go left	right stick →, ↘, ↓, ↙, ←

4 STAR MOVES

Ball hop (while standing)	L2 button (hold) + R3 button
Heel to heel flick	right stick ↑, ↓ (flick)
Simple rainbow	right stick ↓, ↑, ↑ (flick)
Advanced rainbow	right stick ↓ (flick), ↑ (hold), ↑ (flick)
Feint left and exit right	right stick ←, ↘, ↓, ↙, →
Feint right and exit left	right stick →, ↘, ↓, ↙, ←
Spin left	right stick ↘, ↙ (flick)
Spin right	right stick ↙, ↘ (flick)
Stop and turn left (while running)	right stick ↑, ← (flick)
Stop and turn right (while running)	right stick ↑, → (flick)
Ball roll cut left	right stick → (hold), left stick ←
Ball roll cut right	right stick ← (hold), left stick →
Fake pass (while standing)	R2 button (hold) + □ button / ○ button + ⊗ button
Fake pass exit left (while standing)	R2 button (hold) + □ button / ○ button + ⊗ button + left stick ↖
Fake pass exit right (while standing)	R2 button (hold) + □ button / ○ button + ⊗ button + left stick ↗
Heel flick turn	R1 button (hold) + right stick ↑, ↓ (flick)
Heel chop left (while running)	L2 button (hold) + □ button / ○ button + ⊗ button + left stick ←
Heel chop right (while running)	L2 button (hold) + □ button / ○ button + ⊗ button + left stick →
Lane change left	L1 button (hold) + right stick ← (hold)
Lane change right	L1 button (hold) + right stick → (hold)
Three touch roulette left	L2 button (hold) + right stick ↓, ←
Three touch roulette right	L2 button (hold) + right stick ↓, →
Drag back spin left	right stick ↓, ← (flick)
Drag back spin right	right stick ↓, → (flick)

5 STAR MOVES

Elastico	right stick →, ↘, ↓, ↙, ←
Reverse elastico	right stick ←, ↙, ↓, ↘, →
Quick ball rolls (while standing)	right stick ↓ (hold)
Hocus pocus	right stick ↓, ↙, ←, ↘, ↓, ↘, →
Triple elastico	right stick ↓, ↘, →, ↘, ↓, ↙, ←
Ball roll and flick left	right stick → (hold), ↑ (flick)
Ball roll and flick right	right stick ← (hold), ↑ (flick)
Sombrero flick (while standing)	right stick ↑, ↑, ↓ (flick)
Turn and spin left	right stick ↑, ← (flick)
Turn and spin right	right stick ↑, → (flick)
Ball roll fake left (while standing)	right stick ← (hold), → (flick) + left stick direction to exit
Ball roll fake right (while standing)	right stick → (hold), ← (flick) + left stick direction to exit
Rabona fake (while jogging)	L2 button + □ button, ○ button + ⊗ button + left stick ↓
Elastico chop left	R1 button (hold) + right stick →, ↓, ←
Elastico chop right	R1 button (hold) + right stick ←, ↓, →
Spin flick left	R1 button (hold) + right stick ↑ (flick), ← (flick)
Spin flick right	R1 button (hold) + right stick ↑ (flick), → (flick)
Flick over	right stick ↑ (hold)
Tornado spin left	L1 button (hold) right stick ↑ (flick), ← (flick)
Tornado spin right	L1 button (hold) right stick ↑ (flick), → (flick)

5 STAR JUGGLING TRICKS

Laces flick up	L2 button + R1 button (hold)
Sombrero flick backwards	L2 button + R1 button + left stick ↓ (hold)
Sombrero flick left	L2 button + R1 button + left stick ← (hold)
Sombrero flick right	L2 button + R1 button + left stick → (hold)
Around the world	L2 button (hold) + right stick ↓, ↘, ←, ↖, ↑, ↗, →, ↙ / ↓, ↘, →, ↗, ↑, ↖, ←, ↙
In air elastico	L2 button (hold) + right stick →, ← (flick)
Reverse in air elastico	L2 button (hold) + right stick ←, → (flick)
Flick up for volley	left stick ↑ (hold)
Chest flick	L2 button (hold) + L3 button (tap), R3 button (triple tap)
T. around the world	L2 button (hold) + right stick ↓, ↘, ←, ↖, ↑, ↗, → + right stick ↑ (flick)

THIS YEAR IN FIFA

FIFA 19 returns to bring you the most thrilling football experience to date, powered by Frostbite™!

This year delivers the final chapter in *The Journey* trilogy, featuring three unique cinematic campaigns. Lead Alex Hunter or Danny Williams to UEFA Champions League glory, or play as Kim Hunter in her ascent to the FIFA Women's World Cup™. Make big career moves and lead your heroes to victory as you experience the finale of this groundbreaking story mode.

The new Kick Off is now packed with more customisable features and options than ever before. New match types such as Survival, Long Range, and Headers & Volleys put a unique spin on the action. Want to enjoy the thrill of a cup final? Jump straight into a wide selection of authentic tournaments. How about a best of 3 or 5 series? All these match-types contribute to a new stat-tracking feature for you and your opponent, letting you determine the true champion of the couch!

The newly added mode FUT Divisions Rivals has you compete against players from around the world to climb the division ladder. Each week you'll win rewards based off your division—earn enough rewards and you'll qualify for the Weekend League!

This year you can look forward to a brand-new commentary team and the most atmospheric crowds and presentation to date. We've also added many cool gameplay innovations, from all-new facial animation tech to a completely revised trapping system that allows for more control and animation variation.

STARTING THE GAME

GET ONTO THE PITCH

Get ready to experience the true-to-life game of football in *FIFA 19*.

The first time you launch the game, you'll experience the drama and emotion of a UEFA Champions League Final as Juventus take on PSG. During this match, the difficulty level will auto-adjust to help determine your skill level in *FIFA 19*.

FIFA TRAINER FOR NEW PLAYERS

If you're new to *FIFA 19*, try the FIFA Trainer. Onscreen prompts will get you up to speed on the basics of passing, tackling, crossing, and shooting.

If you wish to quit the Intro Match, press the **OPTIONS** button to access the game's Pause menu and then select **END MATCH**.

If you quit the Intro Match but are new to the game, you won't be presented with a suggested difficulty level. You will encounter this offer again after your first Kick Off match against Adaptive AI players.

If you complete the Intro Match as a new player or are a returning player with data from previous *FIFA* titles, the game will suggest a difficulty level that is right for you, and you'll be prompted to choose your favourite club before landing at the *FIFA 19* main menu.

CHOOSE YOUR CLUB, DIFFICULTY, AND CONTROL SETTINGS

When you log in to the EA servers, you'll have the opportunity to select your favourite team, difficulty, and control settings. Your favourite club's crest will feature beside your name in EA SPORTS™ Football Club, so all of your Friends playing *FIFA 19* will know which team you support.

CONNECT WITH EA SPORTS FOOTBALL CLUB

Stay connected to your favourite team in *FIFA 19*. If you choose to connect to your favourite club through EA SPORTS Football Club, you'll have access to club news and promotions.

EARN REWARDS FOR PAST *FIFA* EXPERIENCE

Your EA SPORTS Football Club level, XP, and *Football Club Credits (FCC)* from previous versions of *FIFA* will carry over to *FIFA 19*. You'll also receive rewards for past progress in *FIFA 18* modes such as Ultimate Team, Career Mode, and Online Seasons.

PLAYING THE GAME

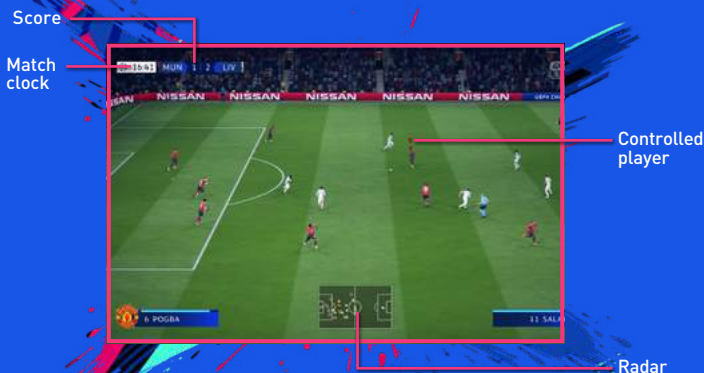
MAIN MENU

- Home** Gain quick access to your most recently played game modes, as well as the latest *FIFA* news.
- Play** Dig into the many game modes available in *FIFA 19*, including The Journey, Career, Tournaments, and Ultimate Team.
- Online** Jump into online modes such as Seasons, Pro Clubs, and Online Friendlies.
- Customise** Fine-tune your *FIFA 19* experience here. Adjust settings, review the controls, edit your teams, and even customise your music playlist in EA SPORTS™ Trax.

EA SPORTS FOOTBALL CLUB

Throughout the game, you can access EA SPORTS Football Club (EASFC) from the widget located in the upper right corner of the screen. The EASFC widget shows your current Football Club Level, XP, and Football Club Credits (FCC). Use FCC to buy items from the EASFC catalog, or send them as gifts to your Friends. EASFC requires a connection to EA servers. Press the **R3** button to access it.

GAME SCREEN



MATCH PREPARATIONS

Before you head out onto the pitch, you can customise your game settings in the Settings screen. Choose the half length of your matches, difficulty level, match conditions, and the ball you use, among many other details. You can also toggle rules ON or OFF, such as injuries and offsides, depending on how realistic you want your matches to be. There are even adjustable settings for player indicators and radar—such as different colour and size options—for those with visual impairments.

CAMERA TIPS

Don't neglect the camera settings in the Game Settings menu! Each type of match has a customisable camera option with nine cameras to choose from. This lets you view the pitch and experience each match from a perspective that works for you.

Team Management

This is where you set up your team so they're ready for their next match. Create your Squad, adjust formations, assign roles, and manage tactics. You can even save several Team Sheets, allowing you to quickly select the appropriate setup to exploit your opponent's weakness or rest your star players for future games. Work on your Game Plan ahead of kick off so you have a strategy against whatever opponents throw at you.

SAVING AND LOADING

FIFA 19 uses an autosave feature that automatically saves your progress and most recent Settings. Do not turn off your PlayStation®4 system while the autosave icon is displayed, or you will lose all unsaved information.

THE JOURNEY

EA SPORTS *FIFA*'s critically acclaimed story mode returns with three playable campaigns. Play as either Alex Hunter or his former teammate Danny Williams as they seek to cement their legacies by winning the UEFA Champions League; or live the American dream as Kim Hunter strives to secure the 4th FIFA Women's World Cup™ title for the United States!

Have a friend who wants in on the action? Experience The Journey together with local multiplayer.

MAKING YOUR MARK

The Journey is all about living the dream of becoming a football star, blurring the lines between the virtual and real worlds of football. Perform well in matches, complete training, and make choices that shape who Alex Hunter, Danny Williams, and Kim Hunter become.

Cinematic scenes tell the story of their global football adventure. Along the way you'll make critical dialogue choices that dictate the heroes' confidence and personality.

Each player's career will have highs and lows. Every choice you make—in interviews, in matches, and in life off the pitch—will influence their football career.

FIFA ULTIMATE TEAM (FUT)

FIFA Ultimate Team returns! Create your dream team, compete in a variety of single-player and online modes, acquire Players to build Squads with high Chemistry, and feel the atmosphere with thousands of authentic chants. Find Players in Packs, or purchase and sell items through the Live Transfer Market to build your Ultimate Team.

NEW TO FUT: FUT DIVISION RIVALS

In FUT Division Rivals, compete against online opponents to climb the ranks and win exclusive prizes in this all-new competitive mode.

First, you'll take part in placement matches to earn your division spot. After you're placed, you can keep competing against players in your division, earning points with each win. Play well to climb the Division ladder and qualify for the Weekend League.

Weekly rewards are based on your division and total points, so compete often!

SQUAD BATTLES

In Squad Battles, you play for a spot on the weekly leaderboard. Multiple times a day, you will encounter new lists of opponents to play against, all of whom were created by real players around the world. By the end of the competition, you will be awarded prizes based on your final rank—the higher the rank, the better the rewards.

If you are looking to boost your overall point score, the Featured Squad can help you with that. Featured Squads are teams set up by popular FUT community members, and even real players and clubs. If you manage to beat the Featured Squad, you are awarded a set amount of points, no matter what difficulty you chose to play on.

OBJECTIVES

Put your skills to the test and earn rewards by completing Objectives. Make transfers, fine tune your Squad, and reach targets on the pitch to earn Coins, Packs, and other in-game rewards. Every day, your Daily Objectives will refresh and you'll be given new Objectives to complete. Many of these challenges can be completed right on the Web and Companion Apps. Make sure to check back daily to maximize your rewards!

FUT 19 also features a weekly set of Objectives to complete. These require more time and effort than Daily Objectives, but will also feature bigger rewards! With up to five new Daily Objectives every day and up to 10 new Weekly Objectives every week, there's always something new to do in FUT 19!

SQUAD BUILDING CHALLENGES

In this mode, test your Squad building abilities as you create Squads that match specific requirements. Once you meet them, you can exchange your Squad for exciting rewards.

Play Squad Building Challenges on your system, or take it with you and play on the Mobile Companion App to improve your Club!

FUT CHAMPIONS

FUT Champions brings you the highest level of head-to-head competition in FIFA Ultimate Team. Earn your competitive ranking, win rewards, and reach for glory in FUT Champions.

DRAFT MODE

Draft mode is another way to play FIFA Ultimate Team, giving you the ability to play with Players you don't own. You'll have the opportunity to draft a random selection of all Players available in FUT, including In Forms! Fill in each position to build your Squad and then compete in a single-player or online multiplayer four-round knockout competition.

The higher you finish in the competition, the bigger the rewards will be.

CHEMISTRY

Chemistry is essential to make your Ultimate Team successful. Although an all-star team can help you shine on the pitch, your Squad should also have the right Chemistry to maximize performance. The higher your Chemistry, the better your team performs during matches, giving you a better chance of winning games.

While viewing your Active Squad, your team's Chemistry Rating appears in the upper right corner. Place Players in their preferred positions and match Players' Nationality, League, and Club Chemistry to improve your team's rating—green lines indicate strong links between Players. Having the right Manager and earning Loyalty can also help improve your Chemistry.

Swap your Players around on the Active Squad screen or add new ones from your Club or the Transfer Market to find the ideal balance for your team!

Chemistry Styles

Each Player in Ultimate Team has a Chemistry Style. Combine complementary Chemistry Styles to best improve your team's overall tactics. Arrows appear beside potentially affected attributes based on specific Chemistry Styles, changing from white to green as your Player Chemistry improves.

Styles used to upgrade Player attributes will remain with them until a new Style is applied. You can find Chemistry Styles in Packs and through the Transfer Market.

CONTRACTS

Before Players can excel out on the pitch, they need Contracts to play matches. When viewing your Active Squad, highlight a Player, access the Actions menu, and then select APPLY CONSUMABLE to apply a Contract to a Player. Move the right stick to switch to the status info view and see the remaining Contracts for every Player. The Suggested Consumables feature can show you when you'll need to apply a Contract to a Player.

Players found in Packs start with seven Contracts. To give you a head start, each Player from your Starter Pack comes with special long-term Contracts (45 matches). Each match played uses up one Contract, but if a Player in your subs or reserves doesn't head onto the pitch at all, he won't use a Contract for that match.

FITNESS

As you play matches with your Squad in FIFA Ultimate Team, your Players will tire and their Fitness levels will start to drop. Players who have a low Fitness level won't perform at their full potential, and they also risk getting injured in a match.

When viewing your Active Squad, highlight a Player, access the Actions menu, and then select APPLY CONSUMABLE to apply a Fitness consumable item. Move the right stick to switch to the status info view and see the Fitness level of every Player. The Suggested Consumables features can show you when you'll need to apply a Fitness item to someone.

Another way to recover a Player's Fitness level is placing them in the Substitutes and Reserves section of your Squad. If they're not used in a match, these Players recover some of their Fitness.

NOTE: Players found in Packs start at full Fitness.

TRANSFER MARKET

The Transfer Market is the hub for purchasing, listing, and selling items, as well as finding new Players to increase your Squad's overall rating and Chemistry Rating. Filter Players by Name, Nationality, League, Club, Quality, Position, Chemistry Style, or Pricing to easily find the ideal footballer to complement your Active Squad.

THE NEW KICK OFF

Select KICK OFF in the Play screen to jump straight onto the pitch and take on any club or national team in the game. Match Day will automatically update teams with their latest formation and starting lineup, as well as adjust the ratings of Players to represent their recent performances. Match Day requires a connection to EA servers.

NEW TO KICK OFF IN *FIFA 19*

Kick Off now features more ways to play than ever before. Try out our new match types below:

- | | |
|------------------------------|---|
| Survival | When you score you lose a random player, to a maximum of 4. |
| Long Range | Goals scored outside the box are worth double. |
| Headers & Volleys | Only goals from headers, volleys and direct from set pieces count. |
| First To... | Play a first to 1, 2 or 3 goal/s match, where any mistakes are costly. |
| No Rules | No fouls and no offsides! |
| Best of Series | Set up a best of 3 or 5 series to determine the real couch champion! |
| Cup Final | Jump straight into one of many cup finals. No one will know you skipped a few rounds! |

No matter how you play, with our new stat tracking feature you'll be able to compete long into the night to see who is the best at *FIFA 19*!

CAREER

Career is an immersive experience that offers you the chance to play through a lifelong football career. Career is split into two different areas—Manager and Player.

PLAYER CAREER

Create a Player, or take control of a single professional footballer as you play in leagues, cups, and continental competitions to improve your skills and ultimately represent your national team. You'll receive in-game email from your team's Manager and Board about their expectations, and you can even train your Player with practice drills to expedite their growth. You may also choose to retire and continue your career as a Manager.

MANAGER CAREER

Take control of the financial side of your favourite club and please the Board. Scout for high potential Players, keep Players happy, manage the budget, and make key Player and Squad decisions as you take your club to the top. If you do well, you will also get the chance to manage a national team and compete in international competitions, such as the FIFA World Cup™.

As the newly-appointed Manager, you can choose to participate in immersive, real-time transfer and contract negotiations with other club representatives and agents. Alternatively, you can choose to delegate any negotiations from the new Transfers Hub, with your directive, if you wish to not be present in the talks.

Transfers in *FIFA 19* also feature bonuses and clauses, such as Sell-on Fees, Release Clauses, and more.

Here are a few things you can expect to be in charge of as a Manager:

Total Club Management

As the newly appointed Manager, you will be responsible for more than just your team's success on the pitch—you'll also be expected to work with the Board on multiple aspects of running a football club. You will be given short and long-term goals across a variety of categories, including financial objectives, expanding the brand of your club, and even growing the youth development program. The importance of each category will vary from club to club, so make sure you pay special attention to what is most critical to club success in the eyes of the Board.

Player Training

Train Players to ensure they're prepared for game day. Various drills cover all categories your Players need to be successful on the pitch. Monitor your team's trainable Attributes, Current Growth, and Potential Growth.

Global Transfer Network

Send scouts to different countries to scout the leagues, and set Scouting Instructions to find Players who fit your criteria. Once you've found possible recruits, assign a scout to watch them and make the best decision for your team.

Team Sheets

You can create multiple match day Squads to fit any scenario you encounter out on the pitch. You can create a Squad for your league, domestic cup, or continental cup. Just visit the Squad panel and rename your Squads to suit their styles and help you remember when to put them to use!

SKILL GAMES

Improve your football skills by completing challenges that test specific maneuvers such as chip shots, free kicks, and dribbling. As you master these abilities, you unlock Skill Challenges to become Legendary at each proficiency. Compare yourself to Friends and others on the leaderboards for extra motivation as you progress through the levels.

FIFA 19 uses gameplay analysis to provide personalised skill-game recommendations! This new feature identifies areas of improvement in your games and then recommends a related skill-game for you to fine-tune your abilities. The recommended skill-games are provided before offline matches and within EATV. A connection to EA servers is required to receive recommended skill-games.

PRACTICE ARENA

From the Play screen, select PRACTICE ARENA (under Skill Games) to perfect your dribbling and shooting skills against the goalkeeper, or practice set pieces by pressing the ↓, ←, ↑, or → button while on the practice pitch. You can even choose whom to play with via the Play screen.

ONLINE

SEASONS

Seasons offers ranked online matches and the most competitive gameplay. As you play through 10 games per season, try to earn enough points to avoid relegation and gain promotion to the next division—or even win the division title. It won't be easy! Higher divisions mean tougher competition and promotion thresholds, so get ready for a true football challenge.

CO-OP SEASONS

In Co-Op Seasons, team up with a friend to take down other teams in online 2v2. You can have separate seasons on the go for each of your friends.

Relegated this season? Now you have a friend to blame it on!

PRO CLUBS

Join or create a Pro Club to play alongside Friends and other *FIFA 19* players in online gameplay.

Compete in 10 games per season with your Club and try to gain promotion through the league divisions. Create and grow your online Pro by competing in Club or Drop-In matches. Teamwork is key if you're going to score goals, win matches, and create the best Pro Player possible.

Drop-In matches are a great start to grow your Player. When you're ready, look for a Club on the Recommended Club screen that lists the people who follow you and which Club they belong to. You can also create your own Club and invite people you follow to join.

As the Manager of a Club, you can access the Transfers screen to review Club invites.

As your Pro grows, review your stats and progress under My Pro.

ONLINE FRIENDLIES

Invite a Friend to play a match online, and track your rivalry through five-game seasons to prove who has the most skills on the pitch—earn the most points over the five games to hoist the trophy. Keep the competition going with a new season as you try to defend your title or take it away from your Friends.

NEED HELP?

The EA Worldwide Customer Experience team is here to ensure you get the most out of your game—anytime, anywhere.

- **Online Support & Contact Info** For FAQs, help articles, and to contact us, please visit help.ea.com.
- **Twitter & Facebook Support** Need a quick tip? Reach out on Twitter to [@EAHelp](https://twitter.com/EAHelp) or post on facebook.com/EAHelpHub/.